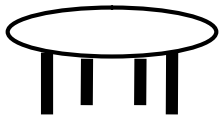
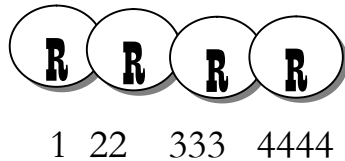
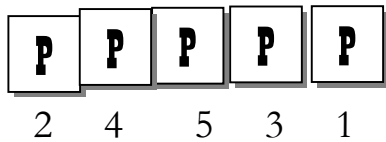


## Stage 1

Celebrating "Blazing Saddles"



Round Count



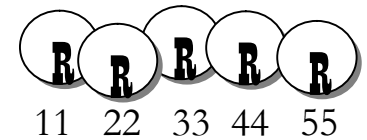

Pistol: 10

Rifle: 10

Shooter is standing with the rifle on the table pointed down range and the pistols on the second table. Shooter says *"All right.. We'll give some land to the n's and the c's. But we don't want the Irish!"* At the buzzer the shooter picks up the rifle and engages the 4 rifle targets in a progressive sweep starting from the left [1 22 333 4444]. The shooter then moves to the left table picks up the first pistol and engages the 5 pistol targets with an outside in sweep from the right. Repeat with the second pistol [2 4 5 3 1]

## Stage 2

Celebrating "Blazing Saddles"



Round Count

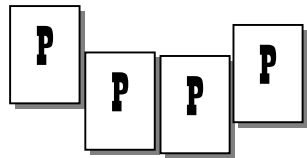
Pistol: 10

Rifle: 10

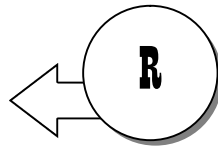
Pistols are on the left table, rifle in horse's scabbard. Shooter mounts the horse and says *"I'm the marshal in this here town and you're nothing but a big fat ferret"* At the buzzer shooter draws the rifle from the scabbard and engages the 5 rifle targets with double tap sweep from the left [11 22 33 44 55]. The shooter dismounts and moves to the right most window, picks up the first pistol and engages the 3 pistol targets with 5 shots on 3 targets,-repeating with second pistol -shooters choice as to the order but all 3 targets must be shot at with each pistol.

## Stage 3

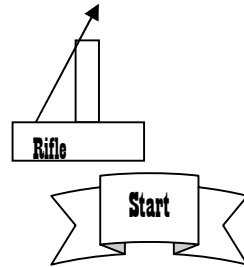
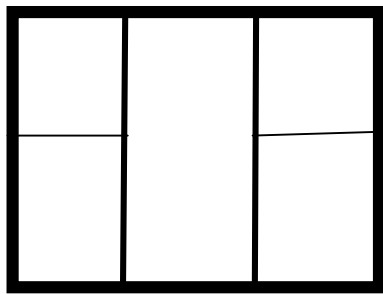
Celebrating “Blazing Saddles”



111    22    33    444



1 to 10



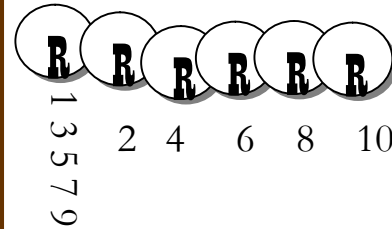
Round Count    Pistol: 10            Rifle: 10

With pistols holstered, rifle in rack, shooter says “*We’ve gotta protect our phoney baloney jobs, gentlemen.*”

At the buzzer the shooter picks up the rifle and fires 10 shots at the moving Cowboy (shots [hits/misses] after the cowboy stops are misses). The shooter then replaces the rifle to the rack and moving to the left, engages the 4 pistol targets through the leftmost window with a ‘Cactus Buck’ sweep starting with the leftmost target [111 22 33 444 ]

## Stage 4

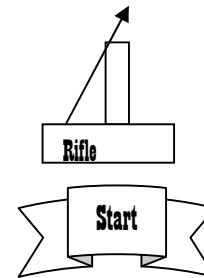
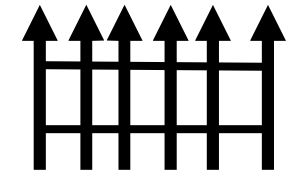
Celebrating “Blazing Saddles”



1 3 5 7 9  
2 4 6 8 10



4 3 2 1  
5 6 7  
10 9 8

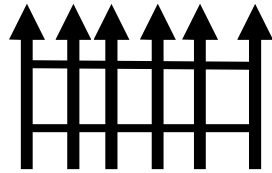
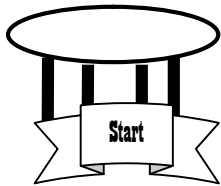
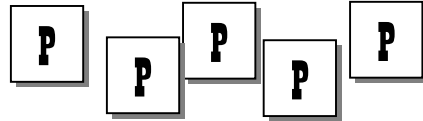


Round Count    Pistol: 10            Rifle: 10

Two pistols holstered, rifle in the rack, shooter says “*Alright , I’m through being Mr. Goodbar, the time has come to act and act quickly.*” At the buzzer the shooter picks up the rifle and engages the 6 rifle targets with a California sweep—every other shot is at the first target. The shooter then hands off the rifle and moves to the fence where the 4 pistol targets are engaged with a Nevada sweep from the right.

## Stage 5

Celebrating “Blazing Saddles”



Round Count      Pistol: 10      Rifle: 10

With the rifle on the table pointed down range, pistols holstered and the shooter standing behind the table says *”Just give me 24 hours to come up with a brilliant idea to save our town.”* At the buzzer pick up the rifle and engage the rifle targets on the left, with a Nevada sweep starting on the right. Place the rifle back on the table and move to the fence on the right. Draw first pistol and engage the five pistol targets with a left to right sweep . Repeat with the second pistol (again starting on the left).

## STAGE CONVENTIONS

These conventions will apply to all shooting stages at the Conestoga Wagoneers shoots. It is the responsibility of each shooter to be familiar with all of these conventions prior to shooting. Any penalties incurred as a result of these conventions will not be grounds for an appeal or re-shoot.

1. All staged guns shall have their barrels pointed safely down range. All rifles that are staged horizontally shall be staged lying flat where at least rear of the trigger guard is on the staging area.
2. Shooters may not start a stage with ammunition in hand.
3. Long guns will be discarded open and empty with their barrels pointed safely down range.
4. Pistols are to be returned to leather after the shooting string, unless otherwise designated in the stage instructions.
5. Pistols are drawn and used in accordance with the shooter’s category.
6. Safe gun handling is the shooter’s responsibility. The 170° safety rule is in effect.
7. If no starting position is given the shooter shall stand fully erect with revolvers holstered, hands at the shooter’s side not touching any firearm.
8. Cowboy port arms is defined as standing fully erect with the butt of the long gun at or below the waist of the shooter, the muzzle at or above the shoulder and the long gun held with both hands.
9. Unless specifically stated props and tables cannot be used for support.